

2025 Progress Monitoring Report

GPM 3.2

October 2025 Board Meeting



GOAL 3: The percent of students graduating Texas Success Initiative (TSI)-ready and with an industry-based certification (IBC) will increase from 11% for the 2021-2022 graduates to 26% for the 2026-2027 graduates.

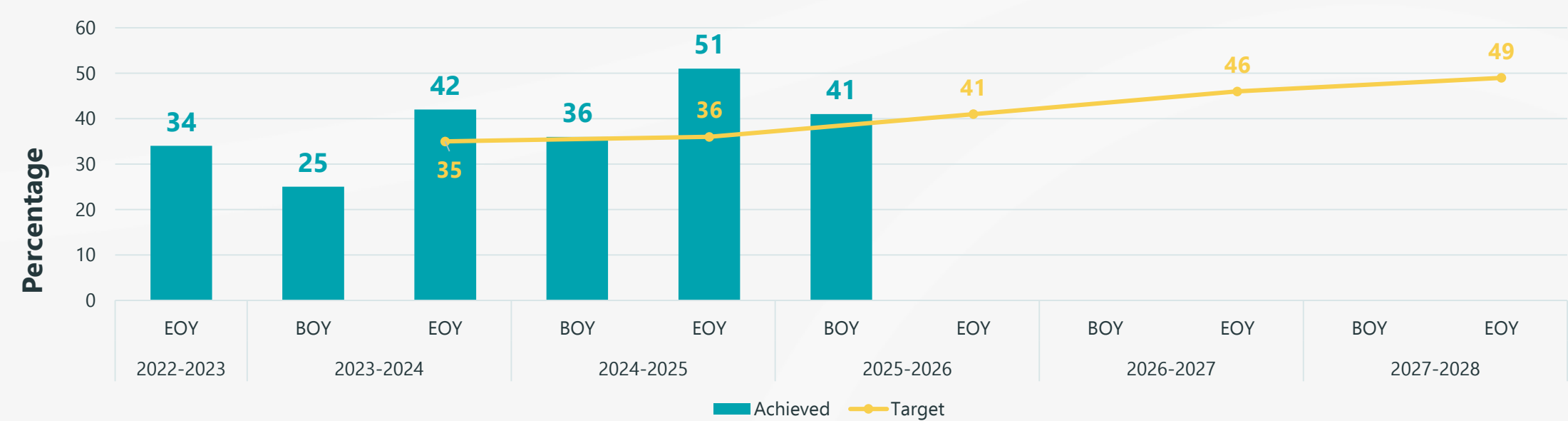
Goal Progress Measure 3.2:

The percent of **10th, 11th, and 12th grade** students who are on-track to achieve **CTE Completer status** by graduation will increase from 34% in May 2023 to 49% in May 2028.

GPM 3.2: The percent of 10th, 11th, and 12th grade students who are on-track to achieve CTE Completer status by graduation will increase from 34% in May 2023 to 49% in May 2028.

EOY 24-25	MET
BOY 25-26	On Track

Figure 1: Percentage of 10th, 11th, and 12th Graders On-track to Achieve CTE Completer Status by Graduation



Key Takeaway

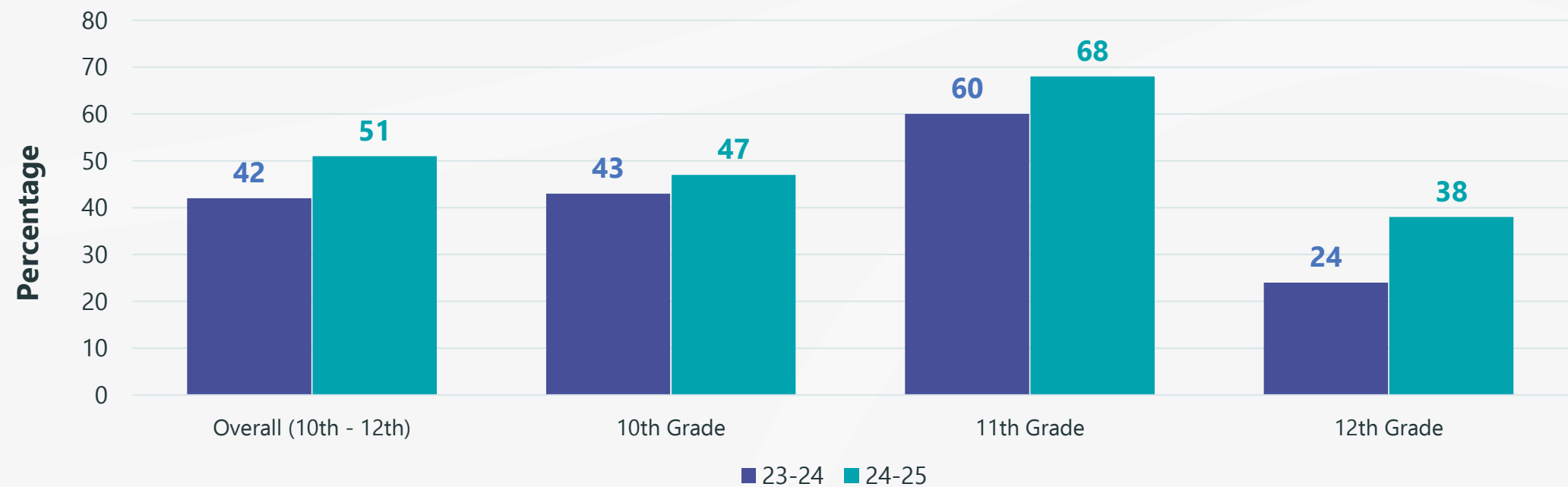
The district met the 2024-25 annual target, with 51% of 10th to 12th grade students achieving, or being on track to achieve, Completer status in their CTE program of study. At the start of 2025–26, a higher percentage of 10th to 12th graders are on track to reach Completer status by graduation compared to the start of 2024–25.

GPM 3.2: The percent of 10th, 11th, and 12th grade students who are on-track to achieve CTE Completer status by graduation will increase from 34% in May 2023 to 49% in May 2028.

EOY
Status

MET

Figure 2: EOY-EOY Percentage Comparison of HISD Students On-track to Achieve CTE Completer Status by Grade Level, EOY-EOY



Key Takeaway

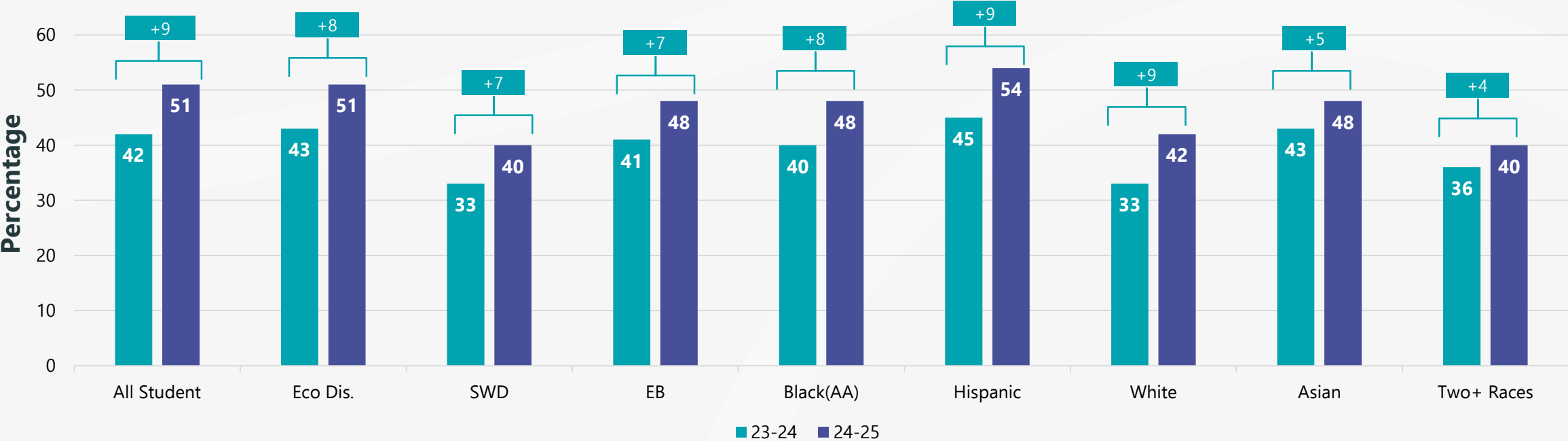
The district met the SY24-25 annual target, with 10th and 11th grade students showing an increase in Concentrator and Completer status, and 12th grade students showing an increase in Completer status.

GPM 3.2: The percent of 10th, 11th, and 12th grade students who are on-track to achieve CTE Completer status by graduation will increase from 34% in May 2023 to 49% in May 2028.

EOY
Status

MET

Figure 3: Percentage of 10th, 11th, and 12th Graders On-track to Achieve CTE Completer Status by Graduation By Ethnicity/Program Group



Key Takeaway

The district met the annual target for CTE Completer status, with all student groups showing improved proficiency.

GPM 3.2: The percent of 10th, 11th, and 12th grade students who are on-track to achieve CTE Completer status by graduation will increase from 34% in May 2023 to 49% in May 2028.

**BOY
Status**

On Track

Previously Communicated Improvement Strategies:

- **Implement Foundational Programs of Study (FPOS):** Beginning in SY 24-25, HISD launched CTE's Foundational Programs of Study across 26 comprehensive campuses, increasing student access to high quality CTE programs
- **Strategic Scheduling:** Monitoring CTE course sequence completion and identifying students who should be placed in advanced courses
- **Integrating Postsecondary Opportunities into CTE Programs:** Working with higher education partners to increase dual credit offerings in CTE Programs of Study

Improvement Strategy Next Steps:

- **Continue implementation of previously communicated strategies** – All strategies remain important to overall goal
- **Implement CTE Course Sequence:** Implement standardized CTE course sequences to support students in obtaining multiple IBCs and college credit within a pathway
- **CTE Upgrades:** Investing in improving high-wage, high demand CTE program and in deep industry-analysis
- **Strategic CTE Remediation Supports:** Strategically progress monitor success on IBCs so students can receive additional support

Career And Technical Education Status

Status	Description
Participant	A student who completes either one high school CTE course for any number of credits or more than one high school CTE course for less than two credits (the student does not have to pass or receive credit).
Explorer	A student who completes two or more high school CTE courses for a total of two or more credits and not a Participant, Concentrator or Completer (the student does not have to pass or receive credit) or A student who completes, passes, and receives enough credits to be coded as a Concentrator or Completer in a Regional Program of Study, but completes the year in an unapproved region.
Concentrator	A student who completes and passes two or more CTE courses for a total of at least two credits within the same Program of Study and not a Completer.
Completer	A student who completes and passes three or more high school CTE courses for a total of four or more credits, including one level three or level four course from within the same Program of Study.

BOY: CTE Completer Status

A student's **BOY** CTE status is captured during the Summer PEIMS submission and includes **end of year** course completion. Students are "on track" if, as an incoming 10th, 11th or 12th grader, they have already earned **Concentrator** (2 courses) or **Completer** (3 courses) status.

Grade	BOY On-Track Description	Denominator
Overall (10th – 12th)	Percentage of students coming into the school year with Concentrator or Completer status, as outlined below	All 10 th , 11 th and 12 th grade students enrolled as of August 25 th (Monday after the first two weeks of school)
10th Grade	Percentage of 10 th grade students coming into the school year with Concentrator or Completer status.	All 10 th grade students enrolled as of August 25 th (Monday after the first two weeks of school)
11th Grade	Percentage of 11 th grade students coming into the school year with Concentrator or Completer status.	All 11 th grade students enrolled as of August 25 th (Monday after the first two weeks of school)
12th Grade	Percentage of 12 th grade students coming into the school year with Concentrator or Completer status.	All 12 th grade students enrolled as of August 25 th (Monday after the first two weeks of school)

EOY: CTE Completer Status

A student's **final** CTE status is captured during the Summer PEIMS submission and includes **end of year** course completion. Students are "on track" if, as a 10th or 11th grader, they meet **Concentrator** (2 courses) or **Completer** (3 courses) status. A 12th grade student is on-track if they earn **Completer** status (3 courses) by end of that year.

Grade	EOY Description	Denominator
Overall (10th – 12th)	Percentage of students achieving Concentrator or Completer status by the end of the school year, as outlined below	All 10 th , 11 th and 12 th grade students as listed in the Summer PEIMS PDM file, "CTE Student Roster"
10th Grade	Percentage of 10 th grade students achieving Concentrator or Completer status by the end of the school year.	All 10 th grade students as listed in the Summer PEIMS PDM file, "CTE Student Roster"
11th Grade	Percentage of 11 th grade students achieving Concentrator or Completer status by the end of the school year.	All 11 th grade students as listed in the Summer PEIMS PDM file, "CTE Student Roster"
12th Grade	Percentage of 12 th grade students achieving Completer status by the end of the school year.	All 12 th grade students as listed in the Summer PEIMS PDM file, "CTE Student Roster"

Supplemental Data

Table 1: EOY On-track to Achieve CTE Completer Status by Grade Level, EOY 3-Year Comparison

	Grade Level	Total Student Count (Enrollment)	On Track	
			%	<i>n</i> Count
EOY 22-23	Total 10 th – 12 th	39,430	34%	13,322
	10	14,829	36%	5,274
	11	12,036	48%	5,762
	12	12,565	18%	2,286
EOY 23-24	Total 10 th – 12 th	37,760	42%	15,944
	10	13,423	43%	5,785
	11	12,123	60%	7,244
	12	12,214	24%	2,915
EOY 24-25	Total 10 th – 12 th	36,934	51%	18,746
	10	13,219	47%	6,246
	11	11,518	68%	7,807
	12	12,197	38%	4,693

Supplemental Data

Table 2: EOY On-track to Achieve CTE Completer Status by Student Group, EOY 2-Year Comparison

		Total 10 th – 12 th Grade Student Count (Enrollment)	On Track	
Student Group		n Count	%	n Count
EOY 23-24	Eco Dis	28,566	43	12,258
	SWD	3,532	33	1,159
	EB	11,985	41	4,857
	Black (AA)	7,808	40	3,150
	Hispanic	23,466	45	10,454
	White	4,026	33	1,338
	Asian	1,732	43	746
	Two+ Races	601	36	214
EOY 24-25	Eco Dis	27,350	51	14,042
	SWD	3,666	40	1,483
	EB	12,512	48	6,031
	Black (AA)	7,471	48	3,605
	Hispanic	22,894	54	12,296
	White	4,002	42	1,677
	Asian	1,769	48	857
	Two+ Races	683	40	270

Supplemental Data

Table 3: BOY On-track to Achieve CTE Completer Status, BOY 3-Year Comparison

	Grade Level	Total Student Count (Enrollment)	On Track	
			%	<i>n</i> Count
BOY 23-24	Total 10 th – 12 th	37,157	25%	9,307
	10	13,233	2%	267
	11	12,706	33%	4,215
	12	11,218	43%	4,825
BOY 24-25	Total 10 th – 12 th	36,081	36%	12,883
	10	12,802	4%	449
	11	11,768	46%	5,398
	12	11,511	61%	7,036
BOY 25-26	Total 10 th – 12 th	34,420	41%	14,000
	10	11,833	4%	531
	11	11,423	51%	5,863
	12	11,164	68%	7,606

Thank You