

2026 Progress Monitoring Report

Goal 3.1

June 2026 Board Meeting



Goal 3 Overview

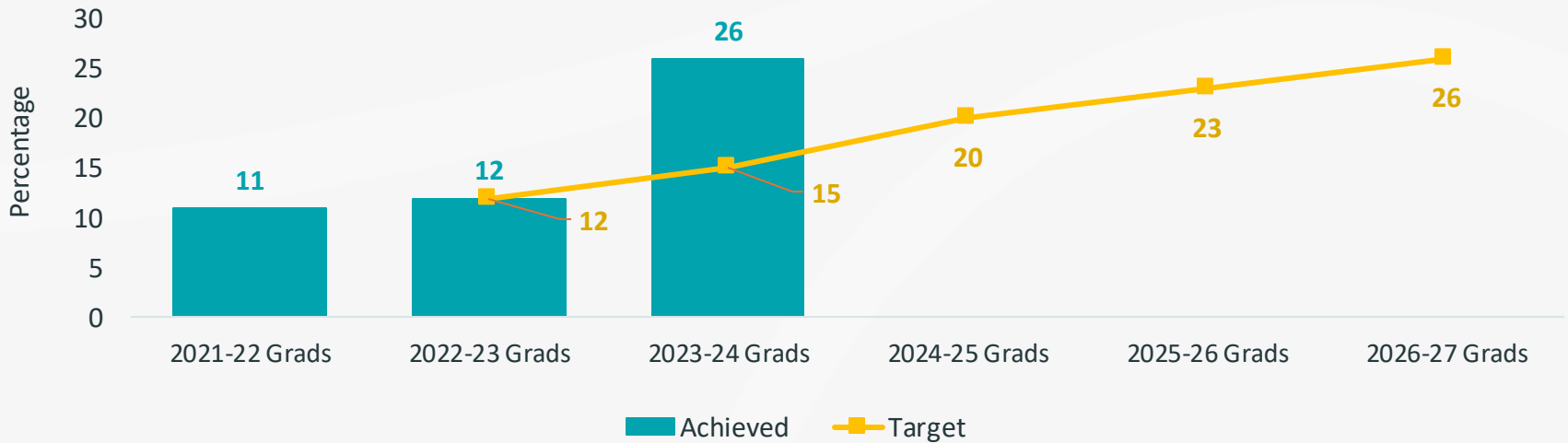
Goal #	Metric	Reference Slide
Goal 3	The percent of students graduating TSI ready and with an industry-based certification (IBC) will increase from 11% for the 2021-2022 graduates to 26% for the 2026-2027 graduates.	3
GPM 3.1	The percent of 11th graders meeting TSI criteria on SAT, ACT, or TSIA in both math and reading will increase from 15% in May 2023 to 30% in May 2028.	5

Goal 3: The percent of students graduating TSI ready and with an industry-based certification (IBC) will increase from 11% for the 2021-2022 graduates to 26% for the 2026-2027 graduates.

24-25
Status

MET

Figure 1: Percentage of HISD Graduates Who Are TSI-Ready with an IBC



Key Takeaway

Houston ISD students met the 23-24 annual target, with 26% of 2023-2024 graduates TSI ready with an IBC.

*Data Source: District CCMR Verifier

*Note: Goal 3 is reviewed annually and was most recently reviewed on September 11, 2025. CCMR and Graduation are lagging indicators, therefore Goal 3 involves 2023-24 graduates

GPM 3.1: 11th Grade TSI Readiness

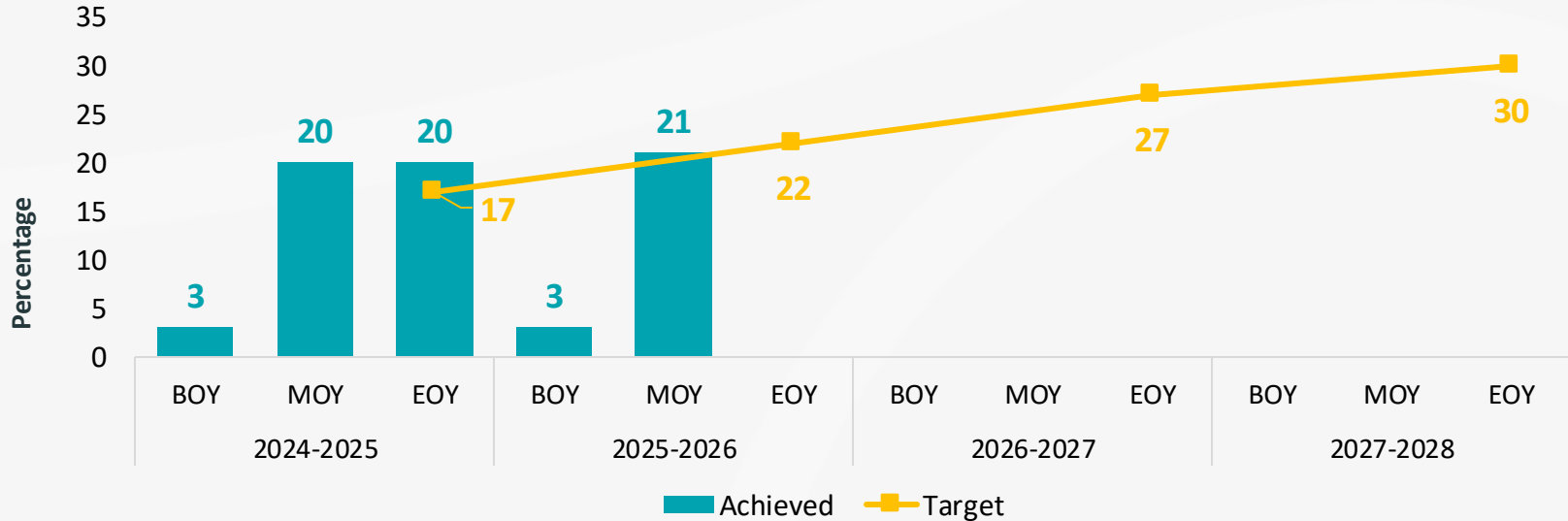
The percent of 11th graders meeting TSI criteria on SAT, ACT, or TSIA in both math and reading will increase from 15% in May 2023 to 30% in May 2028.

GPM 3.1: The percent of 11th graders meeting TSI criteria on SAT, ACT, or TSIA in both math and reading will increase from 15% in May 2023 to 30% in May 2028.

Current Status

On Track

Figure 4: Percentage of 11th graders meeting TSI criteria on SAT, ACT, or TSIA in both Math and Reading



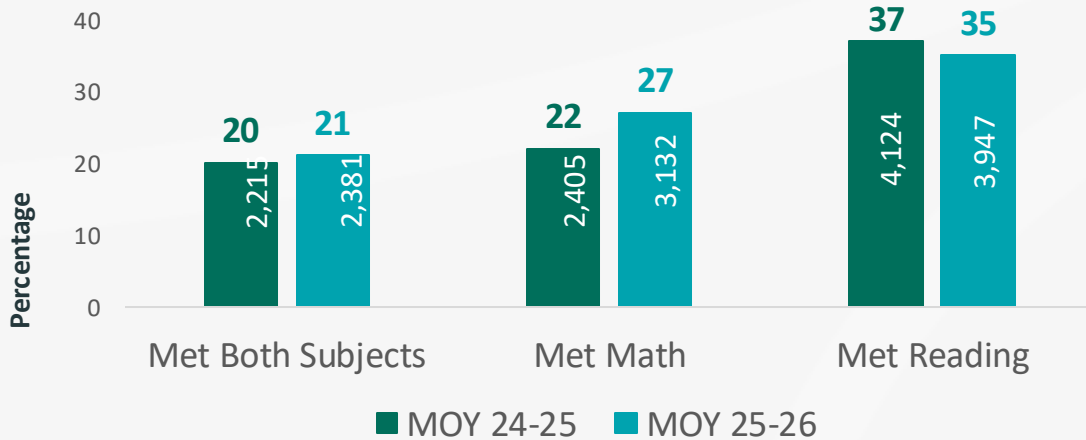
Key Takeaway

In the 24-25 school year, 20% of 11th graders met TSI criteria which exceeded the target of 17%. This year, 11th graders are on track to meet the annual target of 22%.

GPM 3.1: The percent of 11th graders meeting TSI criteria on SAT, ACT, or TSIA in both math and reading will increase from 15% in May 2023 to 30% in May 2028.

Current Status	On Track
-----------------------	-----------------

Figure 4: Percentage of 11th graders meeting TSI criteria on SAT, ACT, or TSIA in both Math and Reading, by Subject



School Year	11 th Grade Enrollment
MOY 24-25	11,106
MOY 25-26	11,400

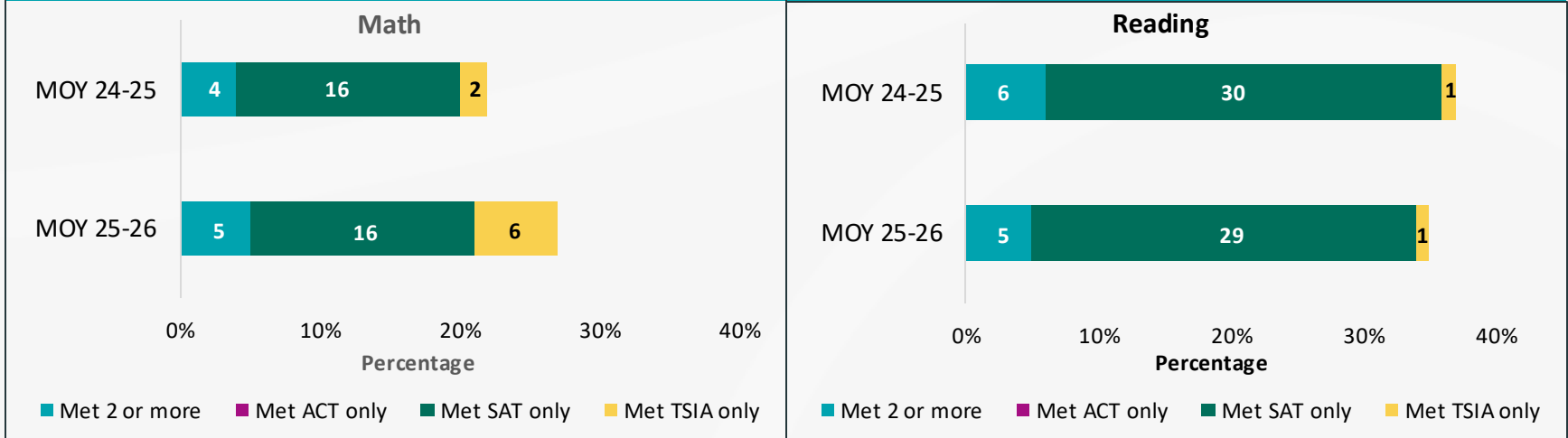
Key Takeaway

11th grade students are meeting TSI Math at rates 5% points higher than last year, which has led to an increase in the percentage of students meeting criteria in both subjects.

GPM 3.1: The percent of 11th graders meeting TSI criteria on SAT, ACT, or TSIA in both math and reading will increase from 15% in May 2023 to 30% in May 2028.

Current Status	On Track
-----------------------	-----------------

Figure 4: Percentage of 11th graders meeting TSI criteria on SAT, ACT, or TSIA in Math or Reading, by Test and Subject



Key Takeaway

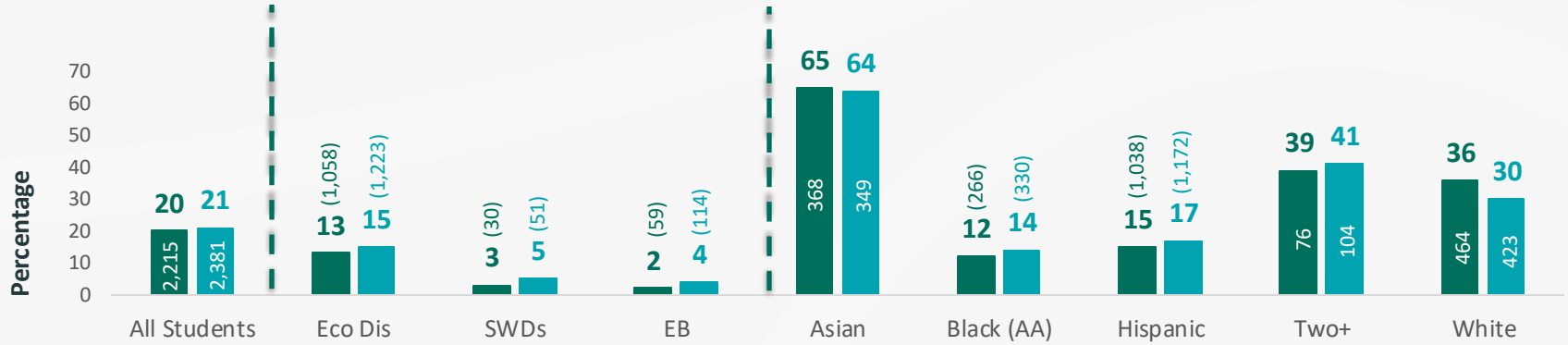
The SAT exam is the primary way students demonstrate TSI readiness, which is given to all students in the spring of 11th grade.

GPM 3.1: The percent of 11th graders meeting TSI criteria on SAT, ACT, or TSIA in both math and reading will increase from 15% in May 2023 to 30% in May 2028.

Current Status

On Track

Figure 5: Percentage of HISD 11th Grade Students Meeting TSI Criteria on SAT, ACT, or TSIA in both Math and Reading, by Student Groups



TOTAL COUNTS	ALL	Program			Race/Ethnicity				
11 th Graders	ALL	Eco Dis	SWD	EB	Asian	Black (AA)	Hispanic	Two+	White
MOY 24-25	11,106	8,006	987	2,736	565	2,178	6,850	194	1,284
MOY 25-26	11,400	8,108	1,126	2,618	548	2,329	6,854	254	1,387

Key Takeaway

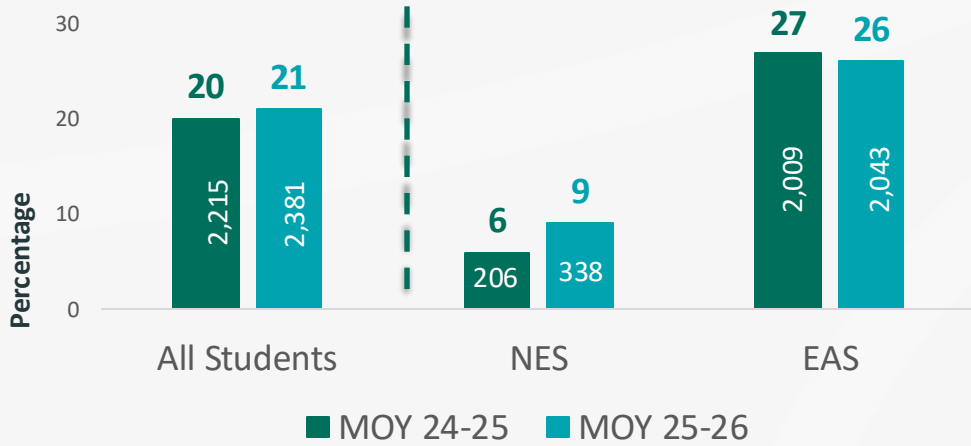
Both Black and Hispanic student groups have demonstrated improvement in TSI readiness year over year.

GPM 3.1: The percent of 11th graders meeting TSI criteria on SAT, ACT, or TSIA in both math and reading will increase from 15% in May 2023 to 30% in May 2028.

Current Status

On Track

Figure 4: Percentage of 11th graders meeting TSI criteria on SAT, ACT, or TSIA in both Math and Reading, by School Status (NES/EAS)



	11th Graders	NES	EAS
MOY 24-25	11,106	3,698	7,408
MOY 25-26	11,400	3,678	7,722

Key Takeaway

11th graders attending an NES school increased TSI readiness by 50% year over year.

Goal Progress Measure 3.1

Previously Communicated Improvement Strategies:

- Offer TSI course to 11th graders for additional support
- Provide TSI preparation via bootcamps and Saturday Academies

Improvement Strategy Next Steps:

Math

- Align TSI testing to Algebra I coursework
- Enhance digital resources to help close gaps

English

- Add TSI additional reading supports in 10th grade

Both

- Provide professional learning for TSI teachers
- Add SAT supports for seniors

Thank You

TSI Readiness

Students can demonstrate readiness by earning qualifying scores on the SAT, ACT, or the TSI Assessment (TSIA 2.0). To be considered TSI Ready by the state, students must meet benchmark scores in both math and reading.

Assessment		MOY 2026 TSI Readiness Description	Denominator
Overall (11 th Grade)		Percentage of 11 th grade students meeting TSI Criteria in Reading <i>and</i> Math on the SAT, ACT, or TSIA 2.0 from July 1, 2023 – April 1, 2026.	All 11 th grade students as of April 6, 2026*
SAT		Qualifying English/Reading Score \geq 480 Qualifying Math Score \geq 530	All 11 th grade students as of April 6, 2026*
ACT	Before 2/15/23	Qualifying English Score \geq 19 AND Composite Score \geq 23 Qualifying Math Score \geq 19 AND Composite Score \geq 23	All 11 th grade students as of April 6, 2026*
	On or After 2/15/23	Qualifying Combined English AND Reading Score \geq 40 Qualifying Math Score \geq 22	
TSIA 2.0		Qualifying Reading Score \geq 945 and Essay \geq 5; OR Qualifying Reading Score $<$ 945 and Qualifying Diagnostic Reading Score \geq 5 and Essay Score \geq 5 Qualifying Math Score \geq 950 OR Qualifying Math Score $<$ 950 and Diagnostic Math Score = 6	All 11 th grade students as of April 6, 2026*

Notes: MOY testing window closed April 1, 2026. April 6, 2026 was the closest snapshot date to the testing window end date available in the Academics Data Hub for enrollment data.